

**CARACTERISTICAS / FEATURES**


**Material** hormigón Petra1  
**Acabado** decapado e hidrofugado  
**Dimensiones** l. 55, a. 55, h. 97 cm  
**Color** ver carta de colores  
**Fijación** simplemente apoyado  
**Peso / Capacidad** 350 Kg / 65L  
**Palet** 120 x 110 x 120 cm [4u]  
**Peso palet** 1415 Kg

**Material** precast concrete Petra1  
**Finish** scaled & waterproofed  
**Dimensions** l. 55, w. 55, h. 97 cm  
**Colour** see colour catalogue  
**Fixing** resting on the ground  
**Weight / Capacity** 350 Kg / 65 L  
**Pallet** 120 x 110 x 120 cm [4u]  
**Weight pallet** 1415 Kg

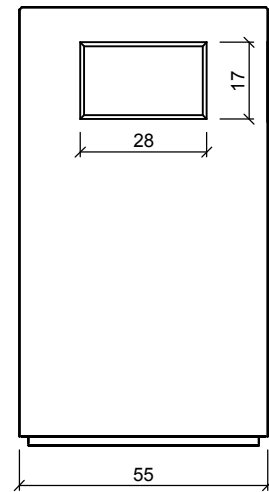
diseñador / design: I+D mago:urban



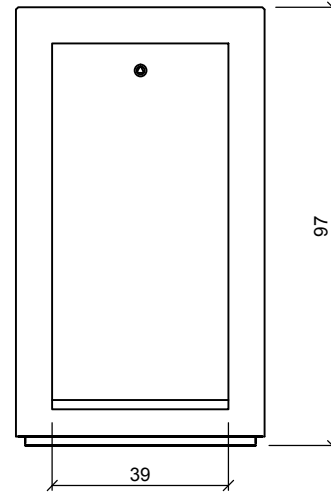
**GEOMETRIA / GEOMETRY**



ALZADO



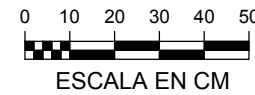
PERFIL



VISTA POSTERIOR

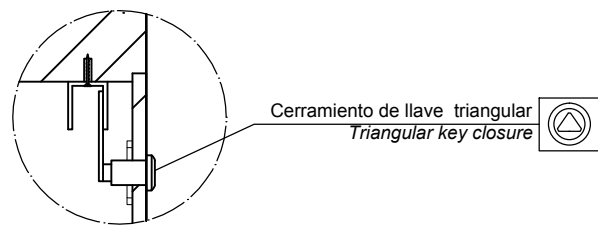


PLANTA



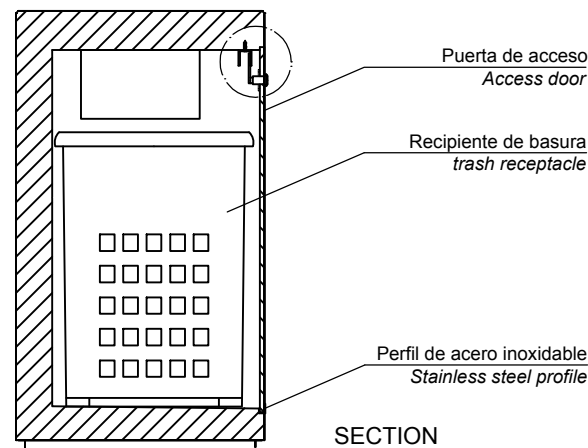
ESCALA EN CM

**ESPECIFICACIONES / SPECIFICATIONS**



DETAIL

Cerramiento de llave triangular  
 Triangular key closure



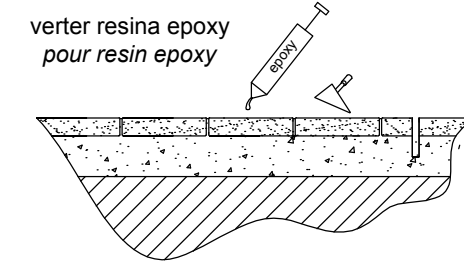
SECTION

Puerta de acceso  
 Access door

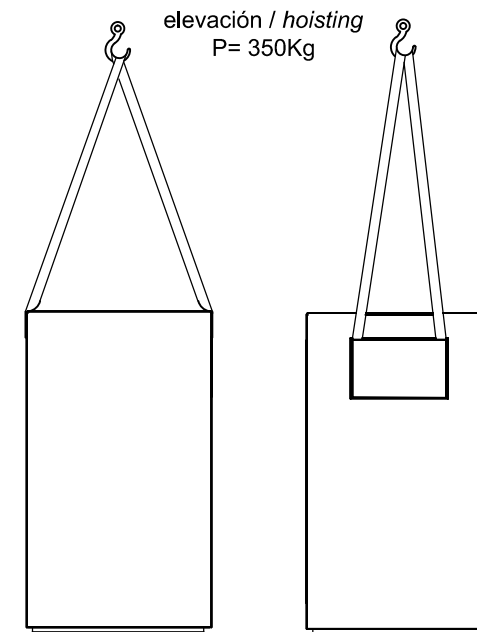
Recipiente de basura  
 trash receptacle

Perfil de acero inoxidable  
 Stainless steel profile

**MANIPULACIÓN E INSTALACIÓN / HANDLING AND INSTALLATION**



verter resina epoxy  
 pour resin epoxy



elevación / hoisting  
 P= 350Kg

