

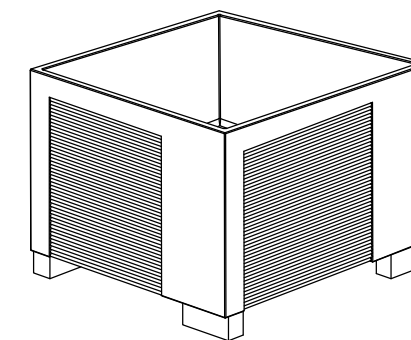
CARACTERISTICAS / FEATURES



**Material** hormigón Petra  
**Acabado** decapado e hidrofugado  
**Dimensiones** l. 100, a. 100, h. 97 cm  
**Color** ver carta de colores  
**Fijación** apoyado por su propio peso  
**Peso c/palet** 660 kg / 531 L  
**Palet** 110 x 110 cm

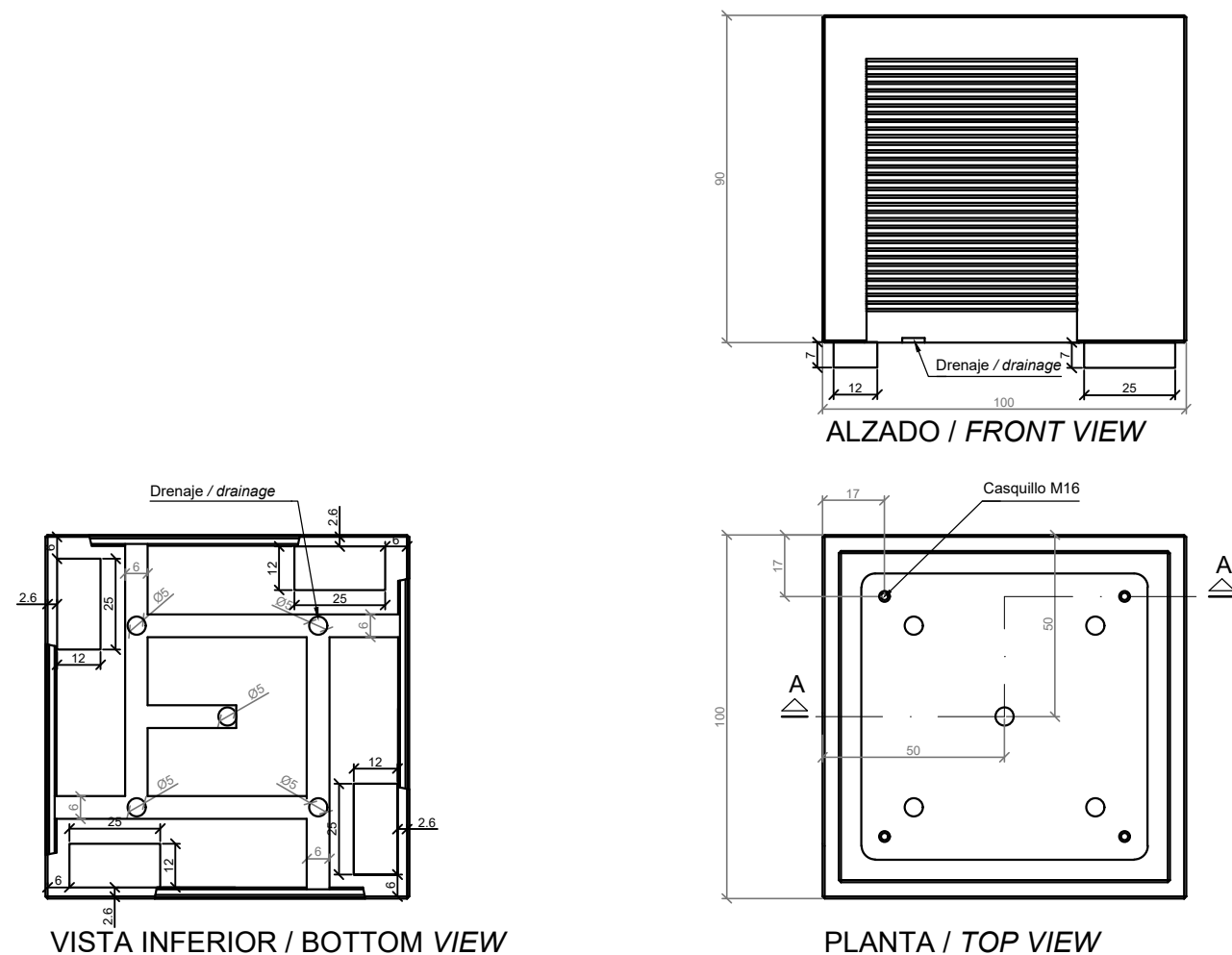
**Material** precast concrete Petra  
**Finish** scaled and waterproofed  
**Dimensions** l. 100, w. 100, h. 97 cm  
**Colour** see colour catalogue  
**Fixing** resting on the ground  
**Weight with pallet** 660 kg / 531 L  
**Pallet** 110 x 110 cm

diseñador / design: Ton Riera



TANIT SP (PATAS)

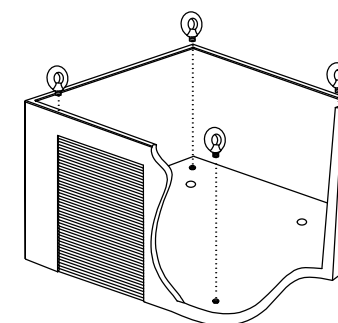
GEOMETRIA / GEOMETRY



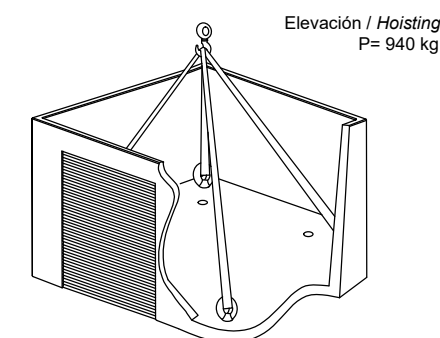
ESC. 1:20

MANIPULACION E INSTALACION / HANDLING AND INSTALLATION

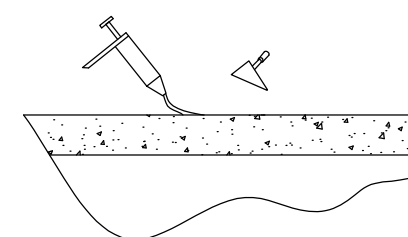
1 Enroscar cáncamo al casquillo roscado  
 Thread the eyebolt on the threaded sleeve



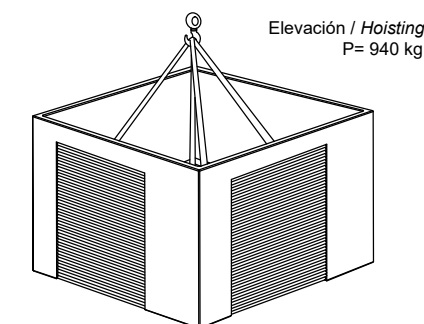
2 Elevar mediante eslingas / Lift with slings



3 Verter resina epoxi / Pour epoxy resin



4 Instalar sobre la resina epoxi / Install on epoxy resin



ESPECIFICACIONES / SPECIFICATIONS

